

TEST REPORT



Report No. M270-19-15238(K)
Page 1/4

1. Client

Name : HYUNDAI L&C
Address : 7, 8F, CENTER1 Bldg, 26, Uljiro 5-gil, Jung-gu, Seoul

2. Sample Description : BODAQ INTERIOR FILM

3. Date of Test : 2019. 12. 18 ~ 2020. 01. 06

4. Location of Test : Permanent On Site Testing
(Address: 21, Yangcheong-3gil, Ochang-eup, Cheongwon-gu, Chungbuk, Korea)

5. Test method used : See The Next Page.

6. Test Results : Attached Pages.

Affirmation	Tested by Name : Choi mi yeon	Technical Manager Name : Kwon jun tai
-------------	----------------------------------	--

- The above testing certificate is the accredited test result by Korea Laboratory Accreditation Scheme, which signed the ILAC-MRA(International Laboratory Accreditation Cooperation-Mutual Recognition Arrangement).

2020-01-06

FITI Testing & Research Institute

President Jun Je 400

Accredited by KOLAS, Republic of KOREA

※ Report Verification No : STPK-GNXC-4REM ※

(You can see the authenticity of your test report through the above "Report Verification No." at FITI homepage.)

01. ANTIMICROBIAL ACTIVITY AND EFFICACY (JIS Z 2801 : 2010, FILM-CONTACT METHOD)
: CFU/cmf, VALUE OF ANTIMICROBIAL ACTIVITY : log

		BLANK	#1
BACTERIA-1:	AT BEGINNING	1.7 x 10 ⁴	1.7 x 10 ⁴
	AFTER 24 h	2.6 x 10 ⁴	2.3 x 10 ³
	VALUE OF ANTI-MICROBIAL ACTIVITY	-	1.0
BACTERIA-2:	AT BEGINNING	1.4 x 10 ⁴	1.4 x 10 ⁴
	AFTER 24 h	1.3 x 10 ⁶	9.5 x 10 ⁴
	VALUE OF ANTI-MICROBIAL ACTIVITY	-	1.1

NOTE) STANDARD FILM : STOMACHER® 400 POLY-BAG
 TEST CONDITION : THE SOLUTION ARE FIXED AT (35 ± 1) °C, 90 % R.H. FOR 24 h,
 AND DETERMINE BACTERIA CELL GROWTH INHIBITION RATE BY
 POUR AGAR PLATE METHOD.
 TEST BACTERIA : BACTERIA-1 - *Staphylococcus aureus* ATCC 6538P
 BACTERIA-2 - *Escherichia coli* ATCC 8739
 ANTIMICROBIAL EFFICACY : THE VALUE OF ANTIMICROBIAL ACTIVITY
 SHALL NOT BE LESS THAN 2.0 log
 SEE ATTACHED PHOTOS
 ENVIRONMENTAL CONDITION : (20 ± 2) °C, (55 ± 5) % R.H.

** End of The Report **

- SAMPLE PHOTO -




Report No. : M270-19-15238(K)
Page : 3/4

- ANTIBACTERIAL ACTIVITY OF PHOTO : BACTERIA-1 : BLANK -



- ANTIBACTERIAL ACTIVITY OF PHOTO : BACTERIA-1 : #1 -

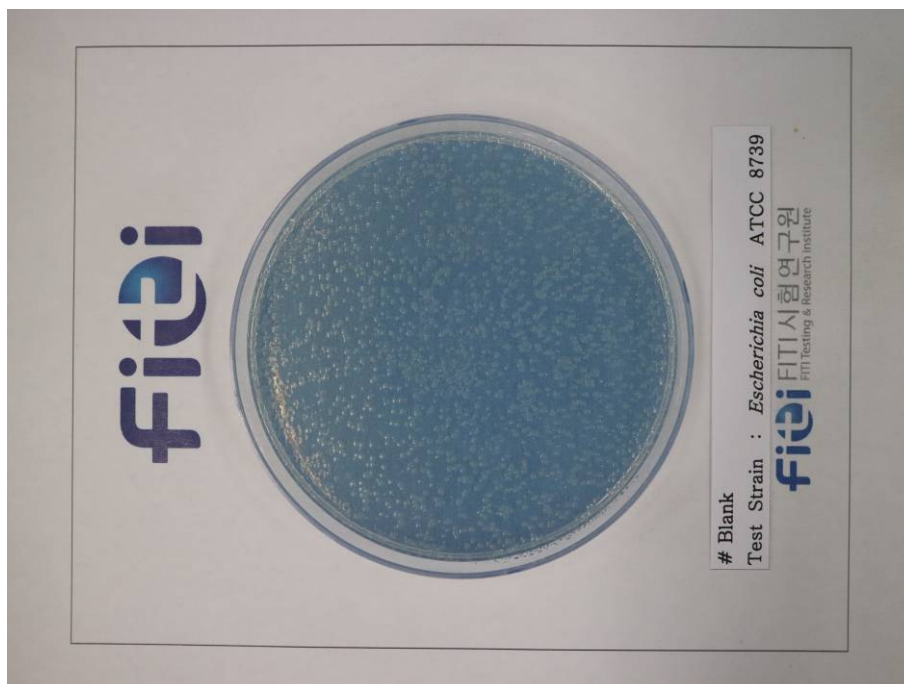


FITI-P-014-02(Rev.0)

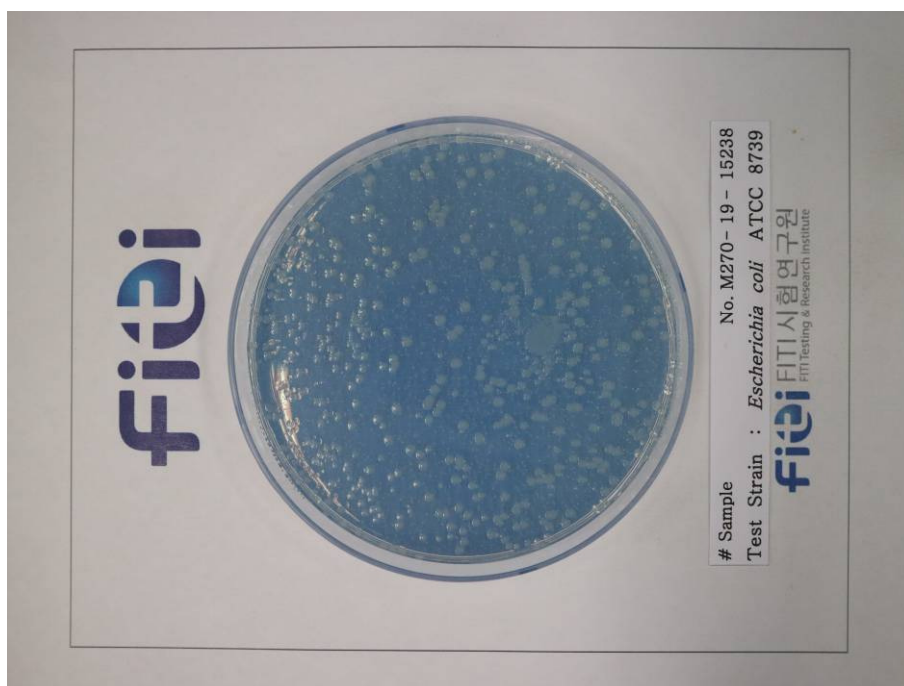
e-DOCUMENT SERVICE

The test results contained in this report are limited to results on the sample(s) that is provided by client and are not necessarily indicative or representative of the qualities of the lot from which the sample(s) was taken or of all products. Results contained in this report are not based on the quality certification of sample by the FITI quality certification program unless specifically requested by the client. Further use of the results of this report is prohibited unless allowed under a separate agreement set forth in an official document that is established between the client identified on this letter and the FITI. This test report is related to KS Q ISO/IEC 17025 and KOLAS accreditation.

- ANTIBACTERIAL ACTIVITY OF PHOTO : BACTERIA-2 : BLANK -



- ANTIBACTERIAL ACTIVITY OF PHOTO : BACTERIA-2 : #1 -



e-DOCUMENT SERVICE

The test results contained in this report are limited to results on the sample(s) that is provided by client and are not necessarily indicative or representative of the qualities of the lot from which the sample(s) was taken or of all products. Results contained in this report are not based on the quality certification of sample by the FITI quality certification program unless specifically requested by the client. Further use of the results of this report is prohibited unless allowed under a separate agreement set forth in an official document that is established between the client identified on this letter and the FITI. This test report is related to KS Q ISO/IEC 17025 and KOLAS accreditation.